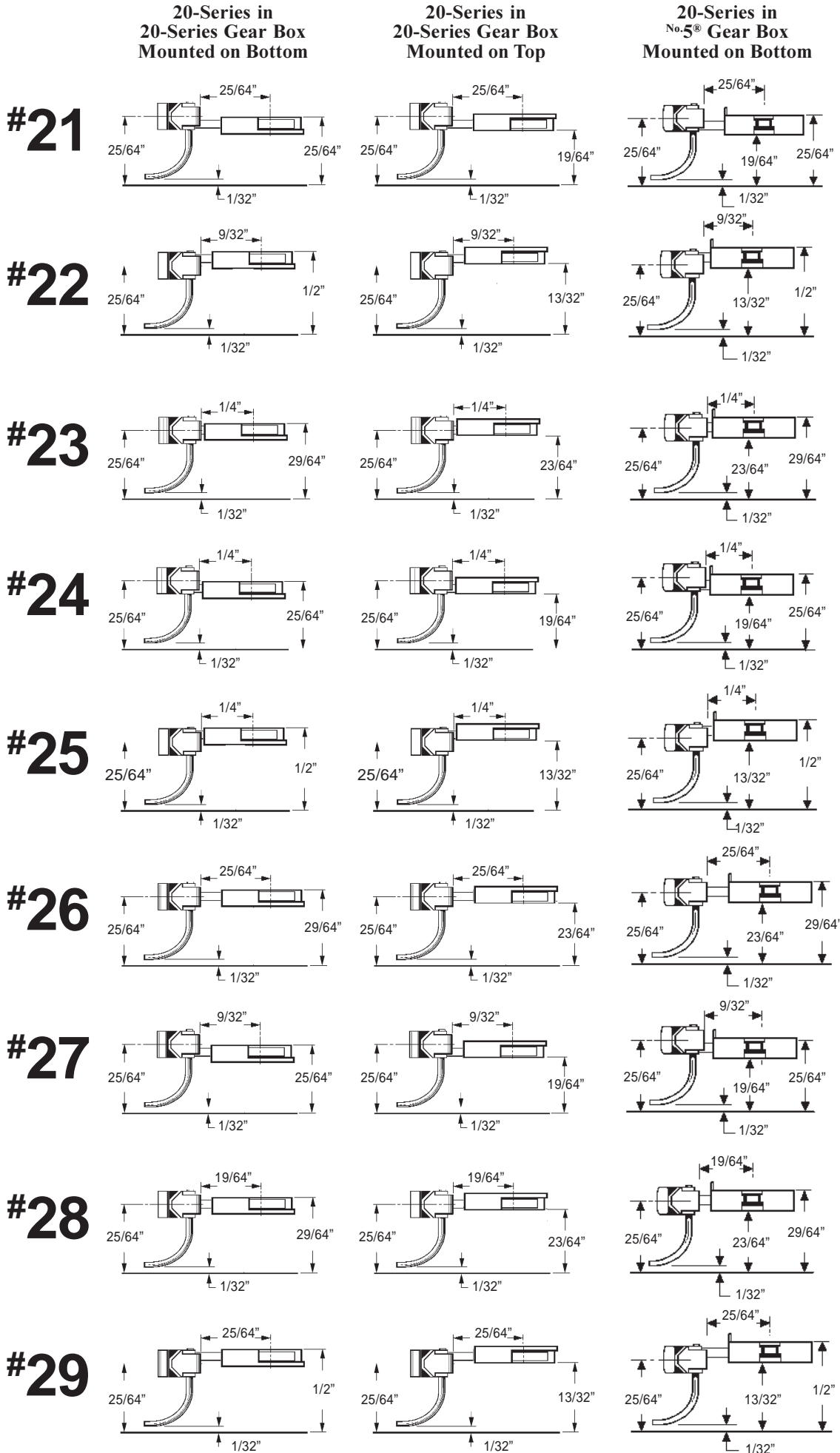


for body mounting and for
TALGO type truck mounting

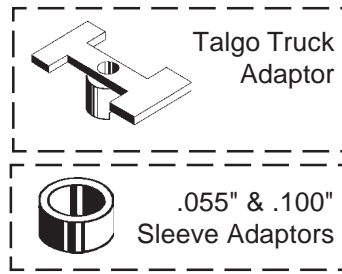
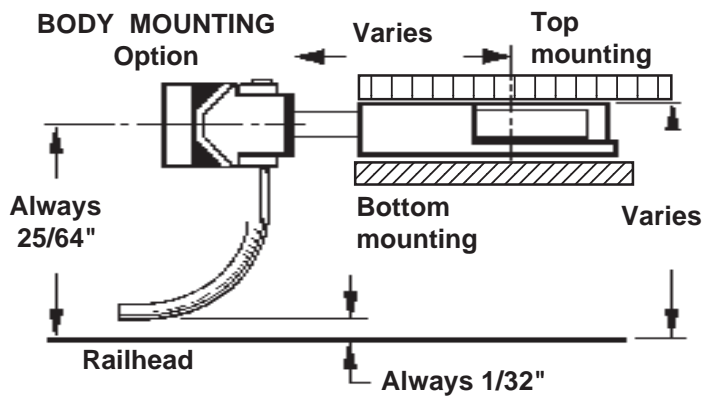
20-Series Kadee® Couplers



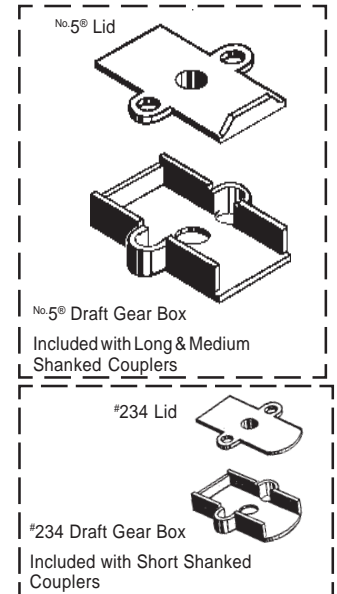
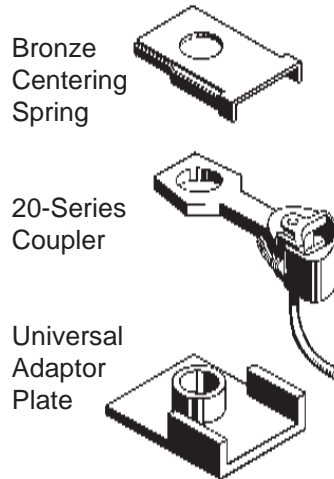
20-Series Couplers

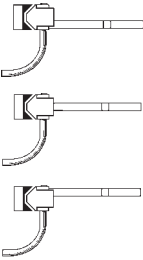
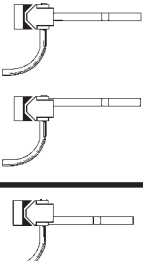
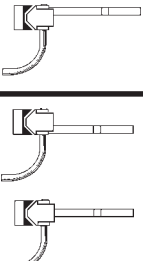
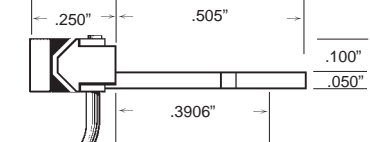
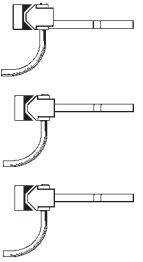
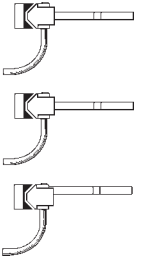
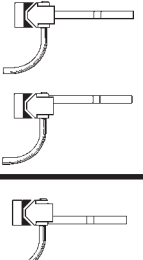
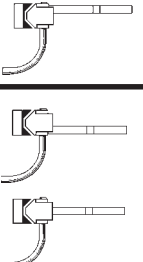
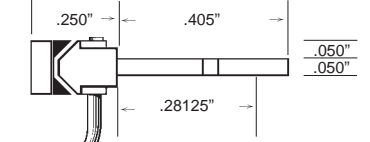
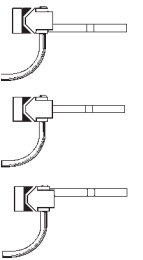
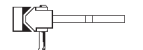
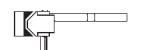
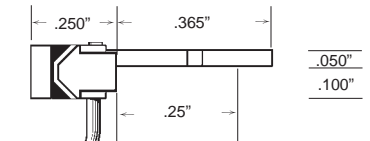
THE 20-SERIES KADEE® MAGNE-MATIC® COUPLER ASSEMBLY MAY BE MOUNTED FROM THE TOP OR MOUNTED FROM THE BOTTOM.

Attention to very tight engineering and production standards assures trouble free smooth operation with true-to-life un failing performance day in and day out. Kadee® Couplers are famous for their consistent, reliable, hands-free coupling and uncoupling. Kadee® Couplers are the preferred choice of modelers world wide.



Adaptor for TALGO (TRUCK) MOUNTING



<p>#21 #31 #41</p>  <p>#26 #36 #46</p>  <p>#29 #39 #49</p> 	<p>Long underset shank raises knuckle height</p> <p>Long center set shank knuckle is centered</p> <p>Long overset shank lowers knuckle height</p>	 <p>Long Underset Shank</p>
<p>#27 #37 #47</p>  <p>#3 #9 #5</p>  <p>#28 #38</p>  <p>#22 #32 #42</p> 	<p>Medium underset shank raises knuckle height</p> <p>Medium metal center set shank knuckle is centered (#10 & #11 pack)</p> <p>Medium plastic center set shank (same as No.5®)</p> <p>Medium overset shank lowers knuckle height</p>	 <p>Medium Center set Shank</p>
<p>#24 #34 #44</p>  <p>#23 #33 #43</p>  <p>#25 #35 #45</p> 	<p>Short underset shank raises knuckle height</p> <p>Short center set shank knuckle is centered</p> <p>Short overset shank lowers knuckle height</p>	 <p>Short Overset Shank</p>