


Kadee® 453 AND 454

CLOSE COUPLING SWING BRACKETS

The #453 was developed for LifeLike's® Proto 2000™ "E" units. The #454 was developed for general applications on many locomotives and long passenger and freight cars.



Extended Coupler Swing


The swing bracket gives the coupler extended swing and allows the negotiation of 18" radius "S" curves, switches and crossovers with prototypical close coupling. **(Note: Close coupling may be limited by diaphragm face plate width and design.)**

The #453 kit includes front and rear brackets especially designed for the Proto 2000™ "E" units.


It also includes couplers and draft gear boxes and a diaphragm adaptor plate that prevents the diaphragms from bypassing each other and interlocking when two "E" units are coupled back to back.

The #454 kit uses two of the #453's front brackets. It includes redesigned and partially assembled #30 series draft gear boxes (**less Couplers**) that accepts any #5, #20 or #30 series coupler (**less Draft Gear Box**) depending on each particular application.


All kits include assembly instructions and mounting hardware to convert both ends of one locomotive or car.



453 and 454
Front Swing Bracket



453 Rear Swing Bracket



18" Radius "S" Curves