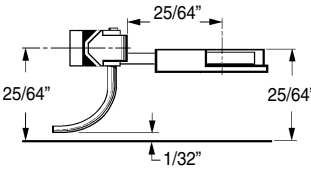
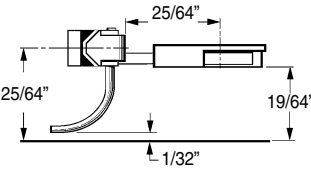
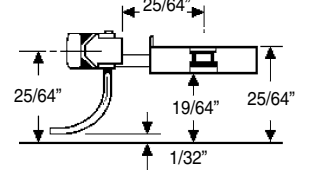
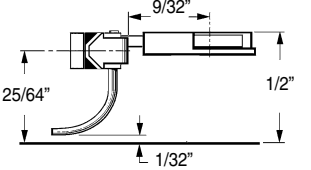
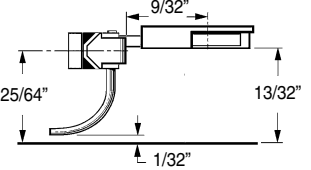
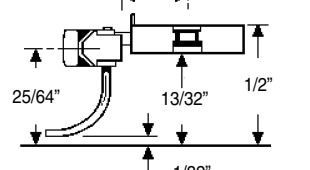
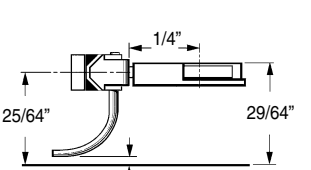
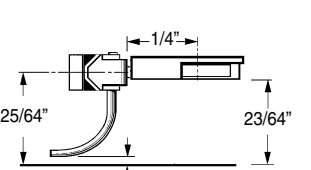
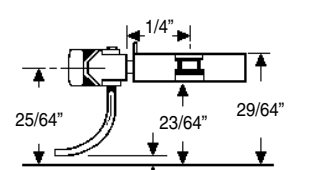
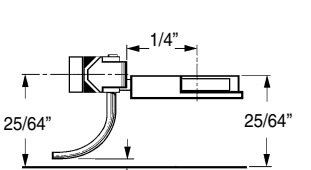
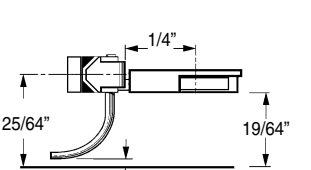
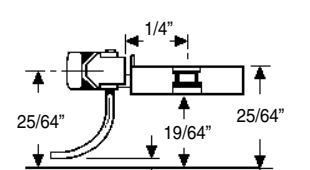
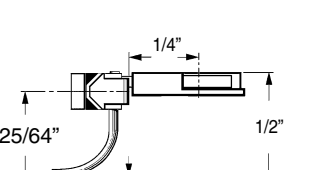
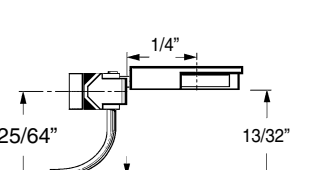
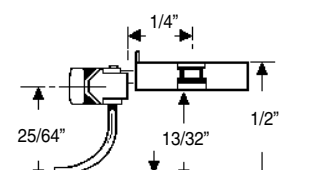
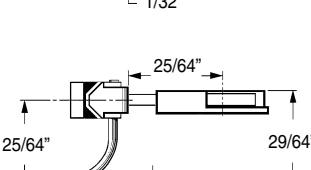
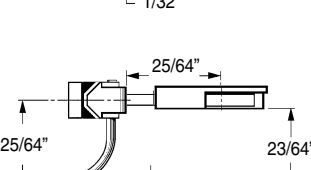
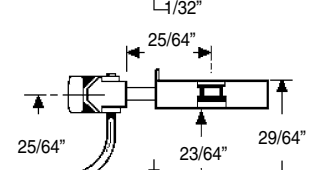
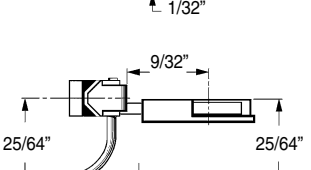
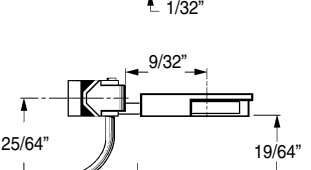
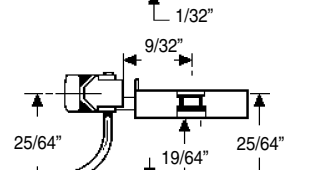
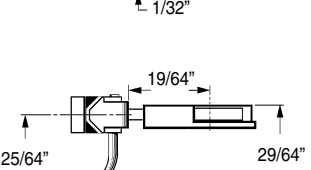
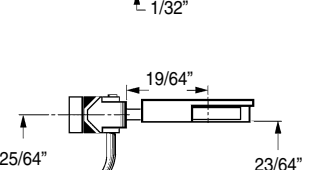
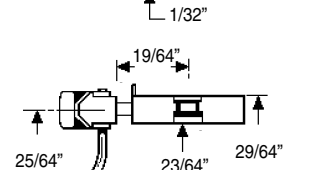
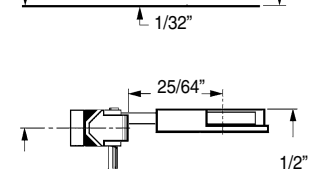
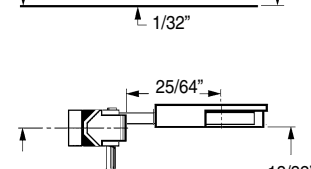
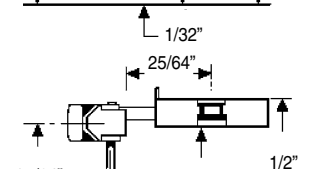


20-Series Kadee® Couplers

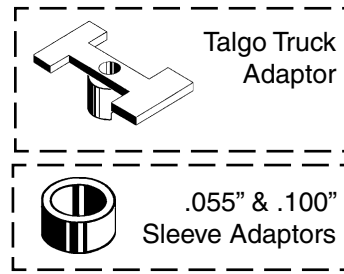
for body mounting and for

	20-Series in 20-Series Gear Box Mounted on Bottom	20-Series in 20-Series Gear Box Mounted on Top	20-Series in No.5® Gear Box Mounted on Bottom	
#21				LONG UNDERSET SHANK
#22				MEDIUM OVERSET SHANK
#23				SHORT CENTERSET SHANK
#24				SHORT UNDERSET SHANK
#25				SHORT OVERSET SHANK
#26				LONG CENTERSET SHANK
#27				MEDIUM UNDERSET SHANK
#28				MEDIUM CENTERSET SHANK
#29				LONG OVERSET SHANK

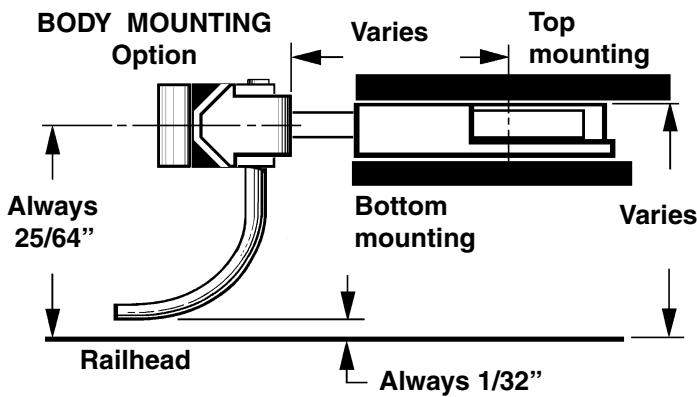
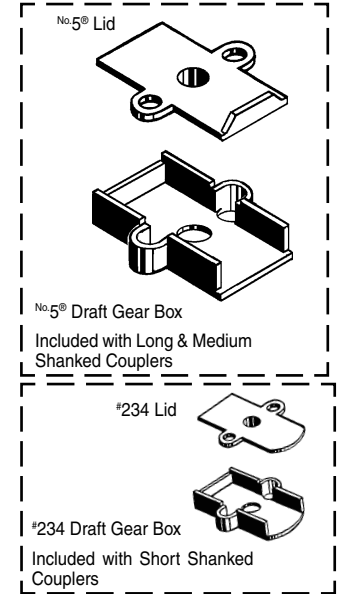
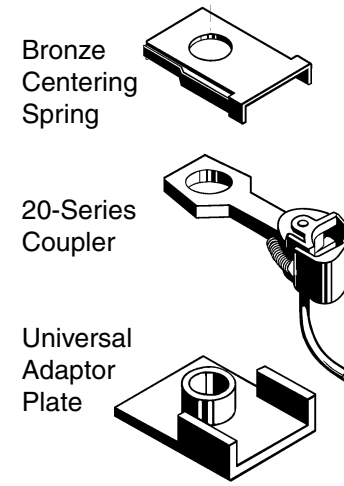
20-Series Couplers

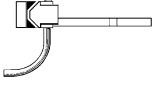
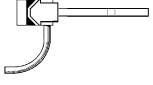
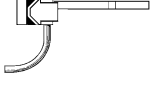
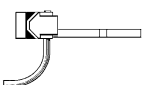
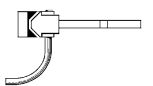
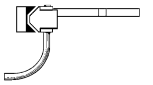
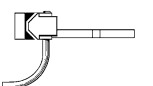
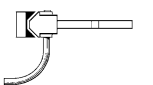
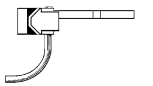
THE 20-SERIES KADEE® MAGNE-MATIC® COUPLER ASSEMBLY MAY BE MOUNTED FROM THE TOP OR MOUNTED FROM THE BOTTOM.

Attention to very tight engineering and production standards assures trouble free smooth operation with true-to-life unfailing performance day in and day out. Kadee® Couplers are famous for their consistent, reliable, hands-free coupling and uncoupling. Kadee® Couplers are the preferred choice of modelers world wide.



Adaptor for TALGO (TRUCK) MOUNTING



<p>21, 31, 141*</p>  <p>26, 36, 146*, 156*</p>  <p>29, 39, 149*</p> 	<p>“LU” Long Underset Shank Raises knuckle height about .050”</p> <p>“LC” Long Centerset Shank Knuckle is centered</p> <p>“LO” Long Overset Shank Lowers knuckle height about .050”</p>	<p>Long Centerset Shank</p>
<p>27, 37, 147*</p>  <p>No.5®, 9, 28, 38, 58, 118*, 119*, 148*, 158*</p>  <p>22, 32, 142*</p> 	<p>“MU” Medium Underset Shank Raises knuckle height about .050”</p> <p>“MC” Medium Centerset Shank Knuckle is centered</p> <p>“MO” Medium Overset Shank Lowers knuckle height about .050”</p>	<p>Medium Centerset Shank</p>
<p>24, 34, 144*</p>  <p>23, 33, 143*, 153*</p>  <p>25, 35, 145*</p> 	<p>“SU” Short Underset Shank Raises knuckle height about .050”</p> <p>“SC” Short Centerset Shank Knuckle is centered</p> <p>“SO” Short Overset Shank Lowers knuckle height about .050”</p>	<p>Short Centerset Shank</p>