

Kadee® HO-Scale Standard & Whisker Coupler Chart

Chart Key

SC = Short
Centerset Shank

SU = Short
Underset Shank

SO = Short
Overset Shank

MC = Medium
Centerset Shank

MU = Medium
Underset Shank

MO = Medium
Overset Shank

LC = Long
Centerset Shank

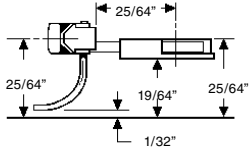
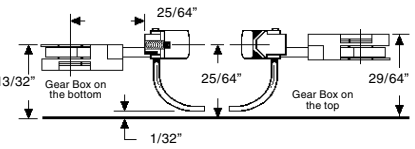
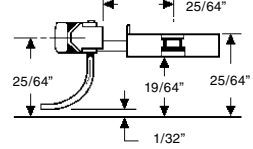
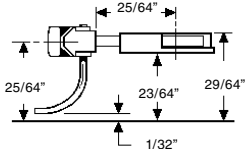
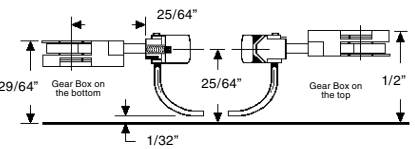
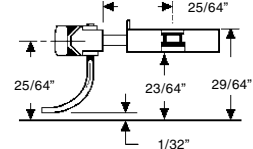
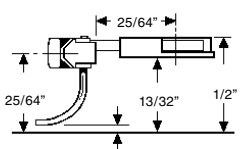
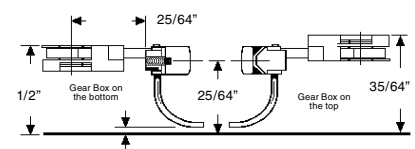
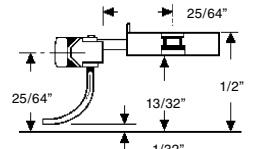
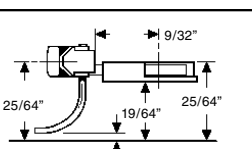
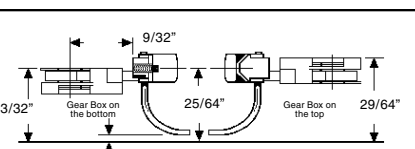
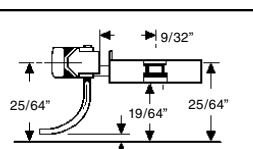
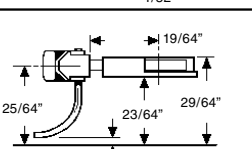
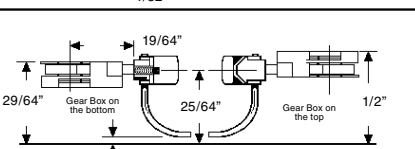
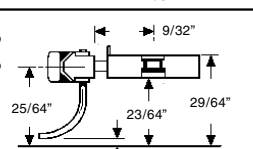
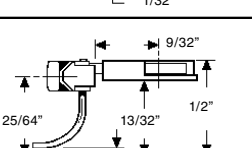
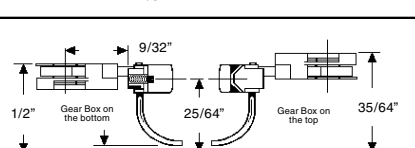
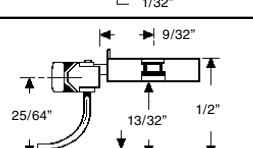
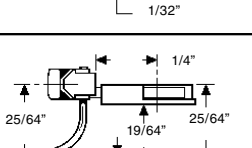
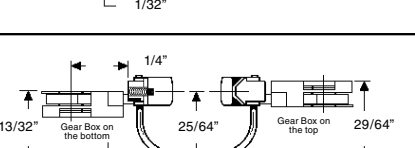
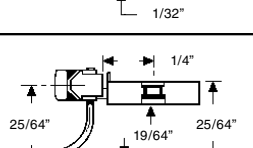
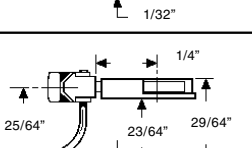
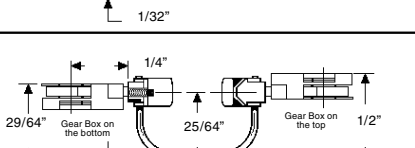
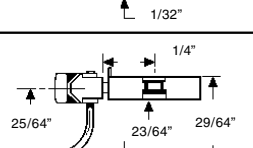
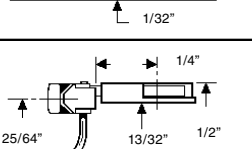
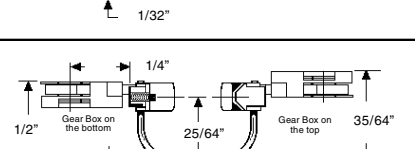
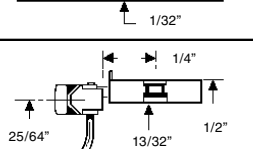
LU = Long
Underset Shank

LO = Long
Overset Shank

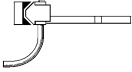
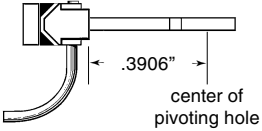
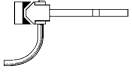
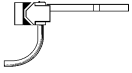
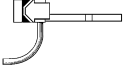
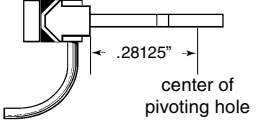
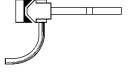
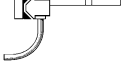
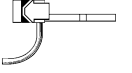
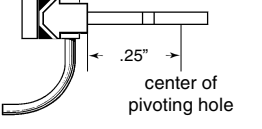
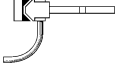
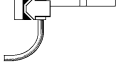
	Plastic Standard Head with Metal Knuckles	Plastic Standard Head with Metal Knuckles	Metal Standard Head	Metal "Scale" Head	Metal Standard Head	Metal "Scale" Head	Metal "SF" Head	Metal "SE" Head					
	Standard Couplers	Standard Couplers	Standard Couplers	Standard Couplers	Whisker® Couplers	Whisker® Couplers	Whisker® Couplers	Whisker® Couplers					
	with 213	with 233	with 232	with 9	with 232	with 451	with 242	with 115	with 242	with 178	with 242	with 242	
	& 232 or 234		Gear Box	Gear Box	Gear Box	Extended Swing Gear Box	Snap Together Gear Box	Log Car Narrow Gear Box	Snap Together Gear Box	"Scale" Gear Box	Snap Together Gear Box	Snap Together Gear Box	
	Gear Box	Gear Box											
	Short Shank couplers get the 234 gear box option												
	KIT	KIT	KIT	KIT	KIT	KIT	KIT	ASSY	KIT	KIT	KIT	KIT	KIT
	23	33	-----	-----	-----	-----	143	-----	-----	153	-----	-----	-----
	24	34	-----	-----	-----	-----	144	-----	-----	-----	-----	-----	-----
	25	35	-----	-----	-----	-----	145	-----	-----	-----	-----	-----	-----
	28	38	5	9	58	451	148	3	115	158	178	118	119
	27	37	-----	-----	-----	-----	147	-----	-----	-----	-----	-----	-----
	22	32	-----	-----	-----	-----	142	-----	-----	-----	-----	-----	-----
	26	36	-----	-----	-----	-----	146	-----	-----	156	-----	-----	-----
	21	31	-----	-----	-----	-----	141	-----	-----	-----	-----	-----	-----
	29	39	-----	-----	-----	-----	149	-----	-----	-----	-----	-----	-----

Kadee® HO-Scale Gear Box Mounting Dimensions

Gear Box Mounting Dimensions

	Coupler in a #213 20-Series Gear Box mounted on Bottom	30-Series Coupler or Whisker® Coupler in a #252 Gear Box mounted on the bottom	30-Series Coupler or Whisker® Coupler in a #252 Gear Box mounted on the top	Coupler in a #232 Gear Box ("5" Type) or #242 Gear Box (Whisker® Type)	
21 141		31 141		21 141	 Long Underset Shank
26 146 156		36 146 156		26 146 156	 Long Centerset Shank
29 149		39 149		29 149	 Long Overset Shank
27 147		37 147		27 147	 Medium Underset Shank
no. 5®, 28, 58, 118, 119, 148, 158		38 118 119 148 158		no. 5®, 28, 58, 118, 119, 148, 158	 Medium Centerset Shank
22 142		32 142		22 142	 Medium Overset Shank
24 144		34 144		24 144	 Short Underset Shank
23 143 153		33 143 153		23 143 153	 Short Centerset Shank
25 145		35 145		25 145	 Short Overset Shank

Kadee® HO-Scale Offset Couplers Chart

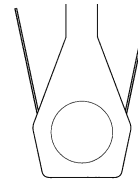
21, 31, 141*		"LU" Long Underset Shank Raises knuckle height about .050"	 .3906" center of pivoting hole Long Centerset Shank
26, 36, 146*, 156*		"LC" Long Centerset Shank Knuckle is centered	
29, 39, 149*		"LO" Long Overset Shank Lowers knuckle height about .050"	
27, 37, 147*		"MU" Medium Underset Shank Raises knuckle height about .050"	 .28125" center of pivoting hole Medium Centerset Shank
NO.5®, 9, 28, 38, 58, 118*, 119*, 148*, 158*		"MC" Medium Centerset Shank Knuckle is centered	
22, 32, 142*		"MO" Medium Overset Shank Lowers knuckle height about .050"	
24, 34, 144*		"SU" Short Underset Shank Raises knuckle height about .050"	 .25" center of pivoting hole Short Centerset Shank
23, 33, 143*, 153*		"SC" Short Centerset Shank Knuckle is centered	
25, 35, 145*		"SO" Short Overset Shank Lowers knuckle height about .050"	

This Chart Represents Kadee® Coupler Shank Variations.

* Denotes couplers with the Whisker® Shank all other couplers use the Standard Shank. All couplers listed will function in each others draft gear boxes with exception of the 30-Series #233 gear box will not work with Whisker® Couplers. The #252 gear box is the Whisker® Coupler 30-Series equivalent gear box.

NO.5®, 9, 58, & all Whisker® Couplers are all metal.
20 & 30 Series Couplers have plastic insulated shanks and metal knuckles.

© 2016 Kadee Quality Products Co.



* Whisker® Shank




Standard Shank

Patent numbers 5,662,229

The Standard Shank design found on the NO.5®, 9, 58, 20-Series, & 30-Series couplers allows the couplers to be easily interchanged with #213, 232 (medium & long), 233, 234 (short), & 242 draft gear boxes as well as "molded on" coupler pockets.

The Whisker® Shank design found on the new #3, 115, 118, 119, 141, 142, 143, 144, 145, 146, 147, 148, 153, 156, 158, 178, & 451 couplers allows the couplers to be easily interchanged with #213, 232, 234, 242, 252, & 262 draft gear boxes as well as "molded on" coupler pockets.

#58 Coupler
+
12.3 LBS
+
#58 Coupler



Performance You Can Count On!
Compatible with all HO Scale Kadee® couplers.

Kadee® Couplers Out Pull & Perform All "Third World Knock Offs (CLONES)" Hands Down. No "CLONE" can even start to measure up to Kadee's® Quality, Trouble Free Performance, Durability and Reputation.

The Original and Still the Best!

12.3 LBS

Find the latest HO-Scale coupler conversions on our web site.

Coupler Conversions
www.kadee.com/hocc

Patent numbers 5,662,229 & 5,785,192