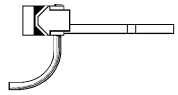
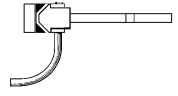
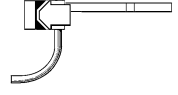
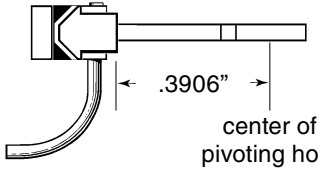
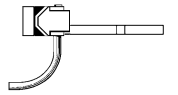
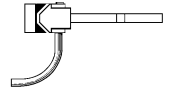
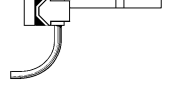
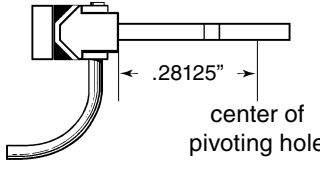
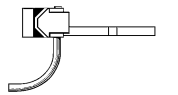
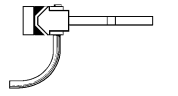
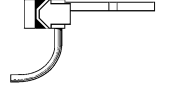
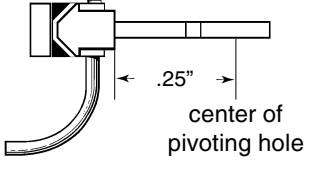


<p>21, 31, 141*</p>  <p>26, 36, 146*, 156*</p>  <p>29, 39, 149*</p> 	<p>“LU” Long Underset Shank Raises knuckle height about .050”</p> <p>“LC” Long Centerset Shank Knuckle is centered</p> <p>“LO” Long Overset Shank Lowers knuckle height about .050”</p>	 <p>Long Centerset Shank</p>
<p>27, 37, 147*</p>  <p>NO.5®, 9, 28, 38, 58, 118*, 119*, 148*, 158*</p>  <p>22, 32, 142*</p> 	<p>“MU” Medium Underset Shank Raises knuckle height about .050”</p> <p>“MC” Medium Centerset Shank Knuckle is centered</p> <p>“MO” Medium Overset Shank Lowers knuckle height about .050”</p>	 <p>Medium Centerset Shank</p>
<p>24, 34, 144*</p>  <p>23, 33, 143*, 153*</p>  <p>25, 35, 145*</p> 	<p>“SU” Short Underset Shank Raises knuckle height about .050”</p> <p>“SC” Short Centerset Shank Knuckle is centered</p> <p>“SO” Short Overset Shank Lowers knuckle height about .050”</p>	 <p>Short Centerset Shank</p>

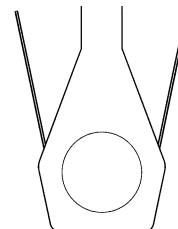
This Chart Represents Kadee® Coupler Shank Variations.

* Denotes couplers with the Whisker® Shank all other couplers use the Standard Shank. All couplers listed will function in each others draft gear boxes with exception of the 30-Series #233 gear box will not work with Whisker® Couplers. The #252 gear box is the Whisker® Coupler 30-Series equivalent gear box.

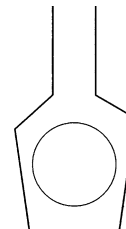
NO.5®, 9, 58, & all Whisker® Couplers are all metal.

20 & 30 Series Couplers have plastic insulated shanks and metal knuckles.

© 2016 Kadee Quality Products Co.



* **Whisker® Shank**



Standard Shank

Patent numbers 5,662,229