


To Answer Your Inquiry...



DATE

TO

BACHMANN "THOMAS THE TANK"

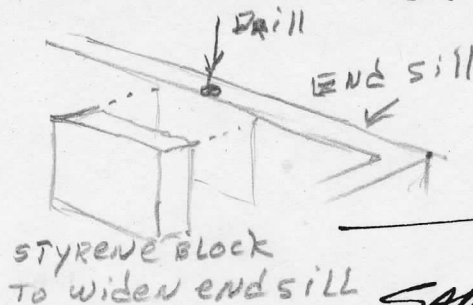

HO -

"THOMAS ENGINE" - USE #20 NEM WITH A SCREW THROUGH THE SHANK INTO THE END SILL - IF NEEDED GLUE A PIECE OF STYRENE TO THE INSIDE FOR THE SCREW.


"JAMES" FRONT #38 TENDER NEM #20 WITH A SCREW THROUGH THE SHANK -

"MOST CARS" - THESE USUALLY HAVE A POST THAT YOU CAN USE THE #20 NEM. TRIM THE POST DOWN FOR CORRECT COUPLER HEIGHT AND RUN THE SCREW THROUGH THE SHANK INTO THE POST.

THESE MODELS ARE A MATTER OF MOUNTING A COUPLER AT THE CORRECT HEIGHT. THE LARGE OFFSET OF OUR NEM COUPLERS KEEP YOU FROM CUTTING THE END SILL TOO MUCH.



SAM JARKE
R&D



...from

052477-2

Kadee Quality products co.