



Kadee® Quality Products Co.
673 Avenue C
White City, OR 97503-1078
U.S.A.


Tel: 541-826-3883 FAX: 541-826-4013 <http://www.kadee.com> e-mail: mail@kadee.com

The Coupler People®



The Coupler People®

February 2021



New Products, News,

and Information...

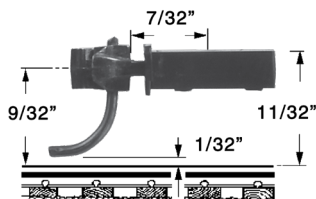
Made & Assembled Entirely in the U.S.A.

Assembled Metal Couplers

#705



**Two Pair
\$8.49**

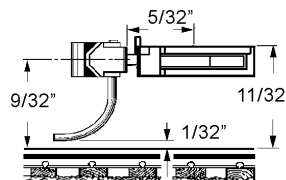


Split Shank Plastic Couplers

#713 - Rust

#714 - Black

**Two Pair
\$3.99**



February 2021 New Rolling Stock!

Kadee® prides itself in creating and manufacturing premium "RTR" rolling stock as close to scale & detail as possible. Model railroaders can expect only the best quality & craftsmanship with every Kadee® quality product. Nothing stacks up to the accuracy, detail, quality, & authenticity of Kadee® Cars over all other "RTR" cars on the market.



Made & Assembled
Entirely in the U.S.A.



HO-Scale Ready-to-Run Rolling Stock



NEW

5024 SSW #34007 \$40.95

St. Louis Southwestern
Lot: 8026 - Series: 33950-34049
BLT. 1951 - Factory New
Boxcar Red

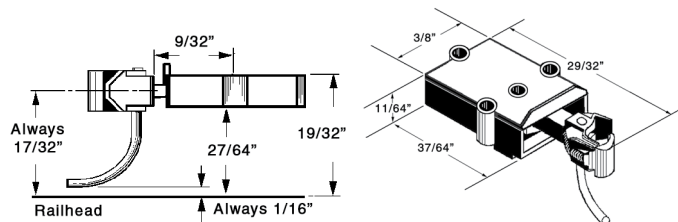

S-Scale

Plastic Coupler and Gearbox

#802 - Black

#808 - Brown

Two Pair
\$7.99



WARNING: Cancer and Reproductive Harm - www.p65warnings.ca.gov

CNW, DRGW, MKT, MP, SP, SSW, UP, & WP marks are made under trademark license from Union Pacific Railroad Company.

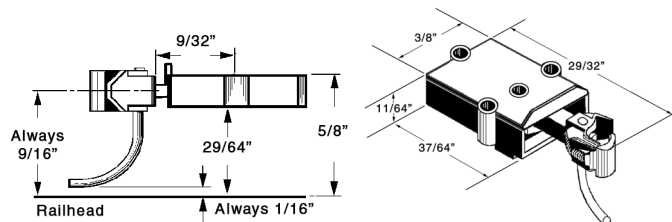

On3-Scale

Plastic Coupler and Gearbox

#803 - Black

#807 - Brown

Two Pair
\$7.99

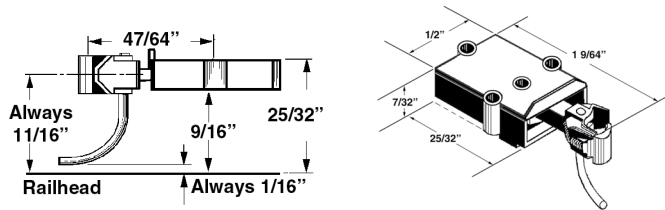


WARNING: CHOKING HAZARD - Small Parts - Not for children under 14 years.

Lettering similar to cars shown *Subject to change without notice.

O-Scale Couplers

Medium Centerset



Original Style Head

- #800 - Red Oxide - Plastic Coupler with Plastic Gearbox
- #801 - Boxcar Red - Plastic Coupler with Plastic Gearbox
- #804 - Black - Plastic Coupler with Plastic Gearbox
- #805 - Black - Metal Coupler with Metal Gearbox
- #816 - Black - Metal Coupler with Plastic Gearbox



New Generation AAR Type "E" "Prototype" Head

- #740 - Black - Metal Coupler with Metal Gearbox
- #745 - Black - Metal Coupler with Plastic Gearbox



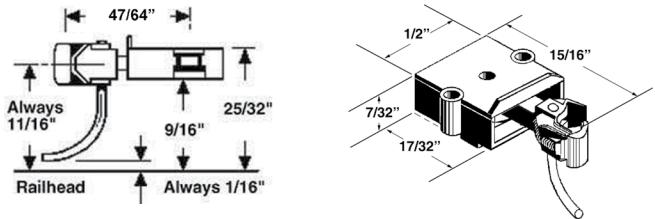
Medium Overset

New Generation AAR Type "E" "Prototype" Head

- #742- Black - Metal Coupler with Plastic Gearbox



Short Centerset - Short Gearbox



Original Style Head

- #806 - Black - Plastic Short Coupler with Plastic Short Gearbox



New Generation AAR Type "E" "Prototype" Head

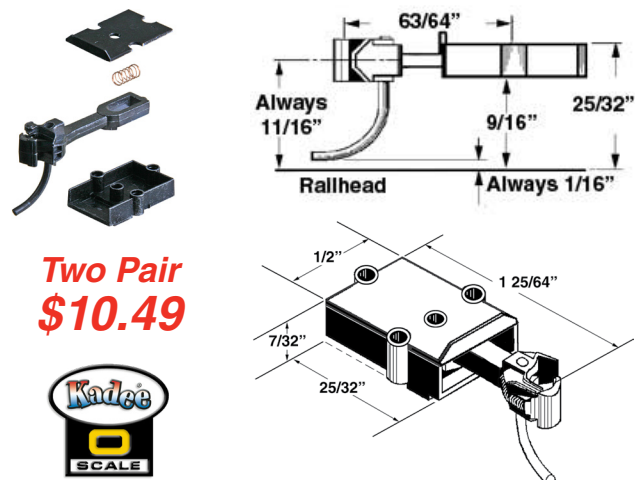
- #743 - Black - Metal Short Coupler with Plastic Short Gearbox



Long Centerset

New Generation AAR Type "E" "Prototype" Head

- #746- Black - Metal Coupler with Plastic Gearbox



Current In-Stock HO-Scale "RTR" Freight Cars

012821

40' PS-1 Boxcars



4132 CGW #5464\$42.95



5024 SSW #34007\$40.95

50' PS-1 Boxcars



6379 DHNY #50058\$43.95



6404 CNA #794321\$39.95



6412 MP #81840\$38.95



6413 CNW #4195\$39.95



6415 BN #318976\$39.95



6925 KDC #025\$43.95

50-ton AAR "Standard" Open Bay Hopper



7523 RDG #87255\$43.95

2003 CU FT. PS-2 Hopper



8341 PRR #257127\$44.95

ACF 11,000 Gallon Insulated Tank Car




9018 RTCX #4886\$45.95



9019 SMCX #111\$45.95

Undecorated Cars

4000	40' PS-1 Boxcar\$36.99
5199	40' PS-1 Boxcar\$36.99
5200	40' PS-1 Boxcar\$36.99
6000	50' PS-1 Boxcar\$36.99
7001	Open Bay Hopper\$41.99
7002	Open Bay Hopper\$41.99
7501	Open Bay Hopper\$41.99
8001	Covered Hopper\$41.99
8601	Covered Hopper\$41.99



Sam's Corner

This series is to help answer the many questions about Kadee® products and to provide "Helpful Hints" to modelers using our products.

Sam the Answer Man will only be available after 1 to 4 p.m. PST Mon-Thu to answer your Kadee® related questions or e-mail him at mail@kadee.com

Sam the Answer Man: #168 February 2021 "Metamorphosis"

Well how's your New Year going? Have you written 2021 enough to do it without much thought? Were your New Years resolutions realistic and are they still? Is wearing a mask a natural thing for you now? Can you recognize your family and friends just by their eyes and hair? Do you think about the hearing impaired and how they read lips now? Have you done all the cleaning and sanitizing that you can stand? Has your model railroading increased or decreased? Are you shopping Online more than ever? Do you still have hope and faith that someday this will all be over.

Kadee is still as busy as ever and we have recently gone through a price increase to compensate for the continuing cost increases we all face. Because we want to stay in business we unfortunately had to raise our prices that we've rarely done. This is an across the board price increase but at various percentages, depending on the particular product. So check our web site or our newest printed price sheets for the new prices. Also, there's a number of product number changes with some of our bulk packs of couplers. The #10 and #11 stay the same but the #12 is now #58-25 and the popular #14 is now #148-25, the #140 is now #148-50, the #150 is now #158-25, and the #151 is now #158-50. Note these now show the actual product and the quantity in pairs.

We'd ask that you place your orders online through our web site www.kadee.com. Ordering online is the easiest and fastest way to receive your product. You can quickly add products, select shipping options, and get your order processed in the fastest time possible. But as always, we're just a phone call away if you need any help!

With the increase in stay home model railroaders we are receiving more modeling questions. The following is the conversion for the common Tyco and Life Like type of Talgo (truck mounted) coupler pockets using whisker couplers.

The original conversion called for a #27 coupler but since then we've introduced more coupler styles, like our 140 series of whisker couplers. In this case using a #147/148 coupler is easier than using the #27/28 coupler package.

You will need #148 and maybe #147 whisker couplers. A #205 or newer #206 HO coupler height gauge, a package of #212 Talgo adapters, and a #230 insertion pick. Follow the below instructions.

After removing the original coupler, set the car (or separated truck) on a track, set the #148 coupler into the pocket and hold it level as possible and check the coupler height. If it's too low then try the #147 coupler. The #147 is an under set coupler that raises the coupler head. Once the coupler height is correct press the #230 insertion pick into the top of the #212 adapter. Make sure the pivoting hole of the coupler is over the little pin on the end of the flexible arm in the pocket. The adapter goes down through the top of the pocket and twists downward until it snaps under the two plates on top of the pocket. The adapter becomes the new pivoting post and locks the coupler in place. So it is important to make sure the coupler height is correct "before" you insert the adapter because it's almost impossible to remove without breaking something.

Happy New Year and hoping it's better than last year.

Sam the Answer Man will only be available after 1 to 4 p.m. PST Mon-Thu to answer your Kadee® related questions or e-mail him at mail@kadee.com

WARNING: Cancer and Reproductive Harm - www.p65warnings.ca.gov

WARNING: CHOKING HAZARD - Small Parts - Not for children under 14 years.

CNW, DRGW, MKT, MP, SP, SSW, UP, & WP marks are made under trademark license from Union Pacific Railroad Company.

Lettering similar to cars shown *Subject to change without notice.

©2021 Kadee® Quality Products Co. Tel: 541-826-3883 FAX: 541-826-4013 www.kadee.com e-mail: mail@kadee.com