

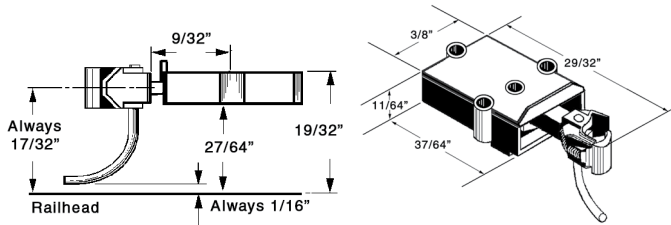

S-Scale & On3-Scale

S-Scale

Plastic Coupler and Gearbox

#802 - Black

#808 - Brown

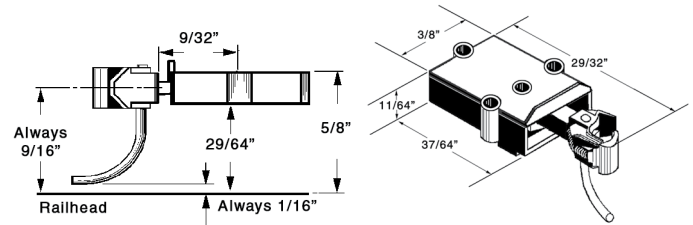



On3-Scale

Plastic Coupler and Gearbox

#803 - Black

#807 - Brown

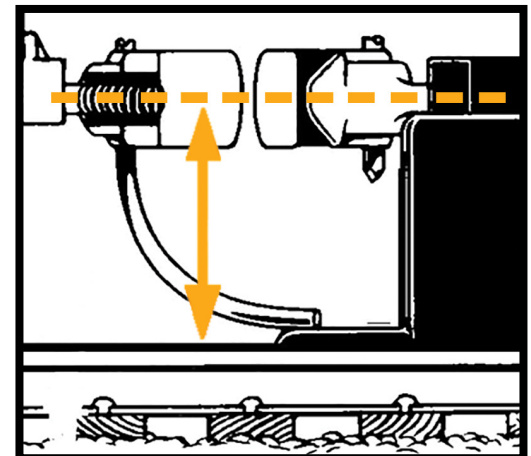


Coupler Height is Important

Couplers work best when they are all mounted at the same height. Kadee® couplers are designed to be mounted at the NMRA Standard coupler heights. Coupler heights are measured from the top of the rail to the centerline of the coupler head. Luckily, measuring coupler height is a breeze when using one of our Coupler Height Gauges.

Couplers should always be mounted along the centerline and as level as possible. Couplers that slant, droop, or tilt have a higher chance of slipping apart under pulling stress or grade transition. Keep in mind that properly aligned couplers cannot always compensate for rough track.

Kadee® manufactures couplers in a variety of heights to ensure that your couplers will line up, regardless of car manufacturer. Use of Overset Shanks, Centerset Shanks, and Underset Shanks along with shims allows for precise alignment of the coupler heads. Remember; it's easier to lower a coupler to the proper height by adding shims than it is to remove material to raise a coupler that's too low.




O-Scale Made Easy

#740

Type E Medium Centerset Metal Couplers with Metal Gearboxes

"Prototype" Head Medium Centerset Shank Couplers & #818 Metal Draft Gearboxes.

Two pair per package




#742

Type E Medium Overset Metal Couplers with Plastic Gearboxes

"Prototype" Head Medium Overset Shank Couplers & #817 Plastic Draft Gearboxes.

Two pair per package




#743

Type E Short Centerset Metal Couplers with Plastic Short Gearboxes

"Prototype" Head Short Centerset Shank Couplers & Plastic Short Draft Gearboxes (806 type).

Two pair per package




#745

Type E Medium Centerset Metal Couplers with Plastic Gearboxes

"Prototype" Head Medium Centerset Shank Couplers & #817 Plastic Draft Gearboxes.

Two pair per package




#746

Type E Long Centerset Metal Couplers with Plastic Gearboxes

"Prototype" Head Long Centerset Shank Couplers & #817 Plastic Draft Gearboxes.

Two pair per package




#747

Type E Medium Underset Metal Couplers with Plastic Gearboxes

"Prototype" Head Medium Underset Shank Couplers & #817 Plastic Draft Gearboxes.

Two pair per package



#804 Plastic Couplers & Plastic Gearboxes

#805 Metal Couplers & Metal Gearboxes

#816 Metal Couplers & Plastic Gearboxes

Medium Centerset Couplers with Gearboxes

Standard Head Medium Centerset Shank Couplers & Draft Gearboxes.

One pair per package



#806

Short Centerset Plastic Couplers with Plastic Short Gearboxes

Standard Head Short Centerset Shank Plastic Couplers & Plastic Short Draft Gearboxes.

One pair per package



#812

Multi-Purpose Coupler Height Gauge

O Scale 1:48 - Standard Head Coupler

Takes the guess work out

