



KADEE®-RC G-SCALE COUPLER CONVERSION LIST

Note: Kadee®-RC Couplers can only be body mounted and require a #11130 Servo Controller.

(12-05-23)

We have not listed any coupler conversions that normally truck mount couplers. Truck mount couplers can be custom converted to body mount couplers.

Kadee®-RC Couplers require body mount center set coupler mounting height and room enough to fit the #11220 Remote Coupler Gearbox for mounting clearance. Use the wedge side of the #880 or #980 Coupler Height Gauge to determine if body mounting a center set coupler is an option. If a center set coupler is correct using the height gauge and there is enough space for the #11220 Remote Coupler Gearbox the car then can be custom body mounted for the #11220 G-Scale Remote Coupler. You still may have to shim the coupler down or fill in the floor to make a flat mounting surface.

ACCUCRAFT, AMERICAN MODEL SUPPLY (AMS), AMERICAN MAINLINE (AML)

Rolling Stock
Large Pocket..... 11115 or 11220

ARISTO-CRAFT (REA)

Heavyweight Passenger Car
Conversion Platform (Coupler not included) 11220
"Flex Bracket" (Coupler not included) 11220

BACHMANN SPECTRUM

1:20.3 Rolling Stock..... 11115 or 11220

USA TRAINS

4-6-4 Hudson Steam (Tender only)..... 11220
PA-1 11220
PB-1..... 11220

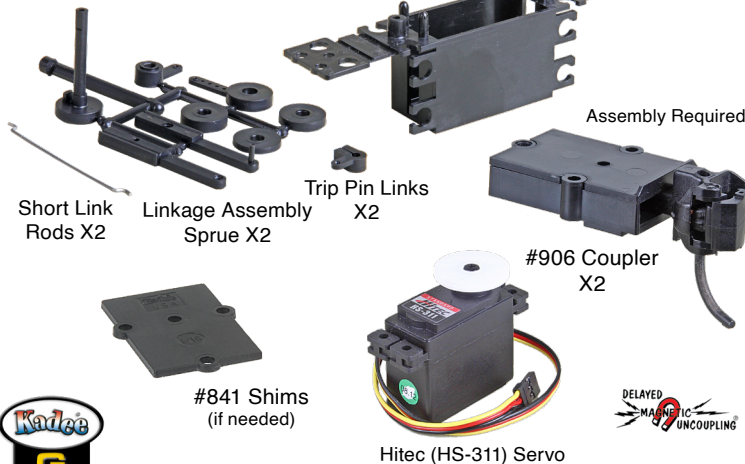
Ultimate Series

Extruded Aluminum Passenger Car..... 11220
Modern Tank Car 11220
4 Bay Center Flow Hopper 11220
60' Box Car Cushion Underframe 11220
Freight Cars - With Body Mounts..... 11115 or 11220

#11115 Body Mount Coupler Kit

Long Link Rod, Mounting Screws & Miscellaneous Hardware not shown.

Standard Vertical Servo Tray



Assembly Required




#11115 Body Mount Coupler Kit

Patent Number 7,810,660 B1 & Patent Pending

#11130 Servo Controller (DCC, AirWire, etc.)

The #11130 Servo Controller adds servo control to DCC, AirWire, Bluetooth, or other locomotive control decoders with auxiliary/function output. Allows control of Kadee® RC Remote Couplers (factory programmed), turnouts, crossing gates, semaphores, windmills, water wheels, gondolas, trams, roundabouts, cranes, & drawbridges...




Servo Controller

Features:

- Receiver with On-board 250mA Relay for lighting or other remote switching needs
- Accommodates Standard Hobby Servos
- Operating voltage: 6 VDC - 14.8 VDC.
- Drive continuous rotation servos.
- Adjustable Servo position CW & CCW.
- Two 200ma on-board relays.
- Adjustable speed.

Actuated Body Mount Coupler with Gearbox #11220 G-Scale (assembled)

Easy Installation



#11220 Coupler



Patent Number 7,810,660 B1 & Patent pending



FOR MORE INFORMATION VISIT
www.kadee.com/remote-coupling

FOR CURRENT KADEE®-RC PRODUCTS
www.kadee.com/shop-by-category/couplers/remote-couplers