



Large Scale

1:29 Scale Ratio Metal Trucks


The terms "Large Scale" refers to #1 (1:32 ratio) up to Fn3 (1:20.3 ratio). All of these scales run on the common 45 mm gauge track, which is actually #1 scale standard gauge track. This is considered narrow gauge track for the other large scales. Unfortunately, all of these Large Scales are generally referred to as "G" gauge or "G" Scale modeling. In fact G-Scale is the ratios of 1:24 (1/2") and 1:22.5.

1:29 Scale Ratio Metal Trucks

- All Metal Non-Magnetic 2 Piece Self Equalizing design.
- All Metal Non-Magnetic Wheels with Free Rolling Insulated Axles.
- Clip on pads & brake rigging.
- Mounting adapters for Bachmann, USA Trains, Aristo-Craft, Peco & LGB are included.

A.S.F® A-3 RIDE-CONTROL® 50-TON


#970 1 Pair
33" Wheels



#970

AAR BETTENDORF STYLE 50-TON


#971 1 Pair
33" Wheels



#971

ARCH BAR


#972 1 Pair
33" Wheels



#972

BARBER® S-2 ROLLER BEARING 70-TON


#973 1 Pair
33" Wheels



#973

A.S.F® 100-TON ROLLER BEARING

#974 1 Pair
36" Wheels



#974



1:29 Scale



Made & Assembled
Entirely in the U.S.A.



Large Scale

Highly Detailed Metal Wheel Sets



1:29 Scale

1:29 Scale 33" and 1:32 Scale 36"




1:32 Scale

Wheelset Features:

- Non-magnetic Metal wheels
- Smooth tracking Free rolling Contoured Insulated Axles
- Freight & Passenger



Made & Assembled
Entirely in the U.S.A.



1 Set

#950

Uncolored Smooth Back Wheels

1:29 Scale 33" & 1:32 Scale 36"



1 Set

#960

Black Smooth Back Wheels

1:29 Scale 33" & 1:32 Scale 36"



1 Set

#951

Uncolored Ribbed Back Wheels

1:29 Scale 33" & 1:32 Scale 36"



1 Set

#961

Black Ribbed Back Wheels

1:29 Scale 33" & 1:32 Scale 36"

